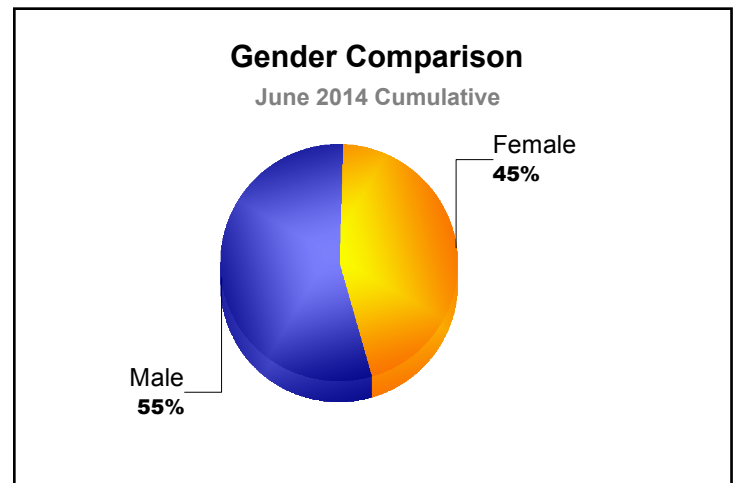
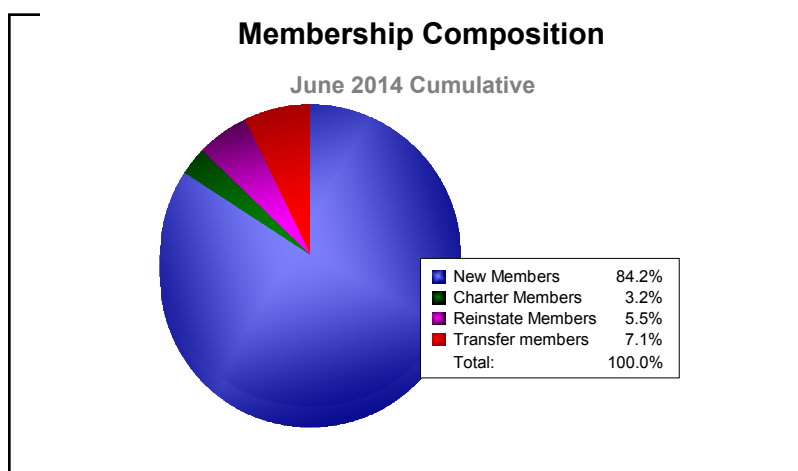
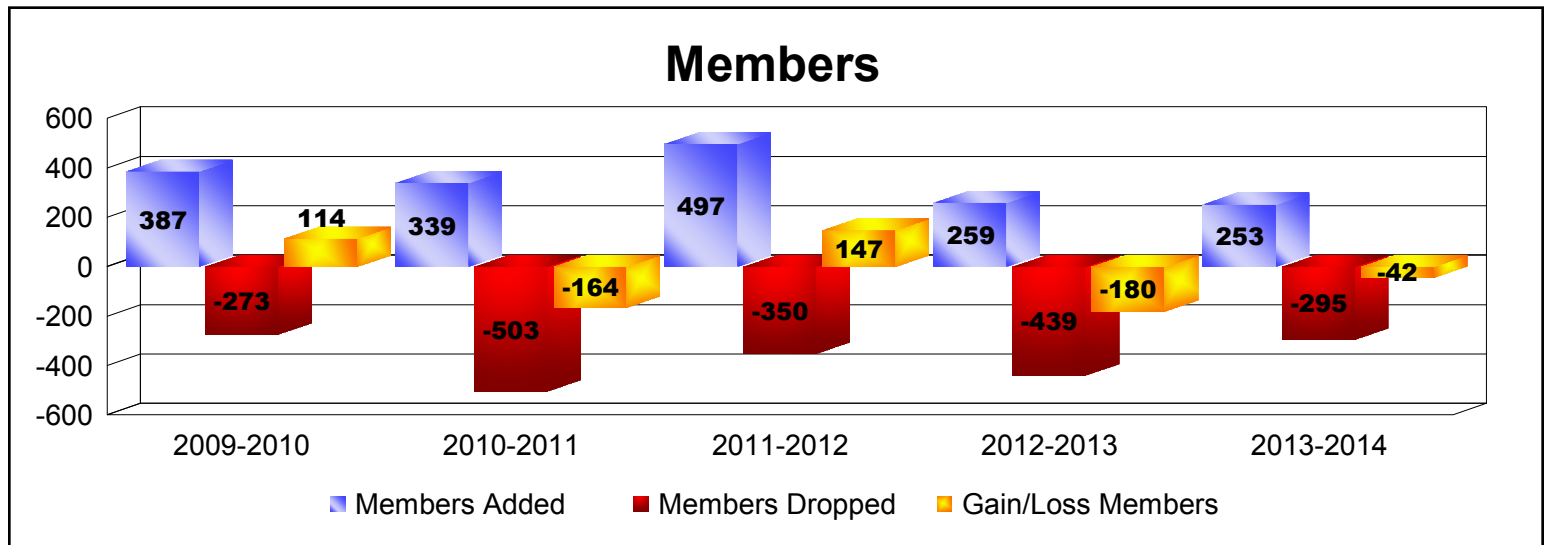
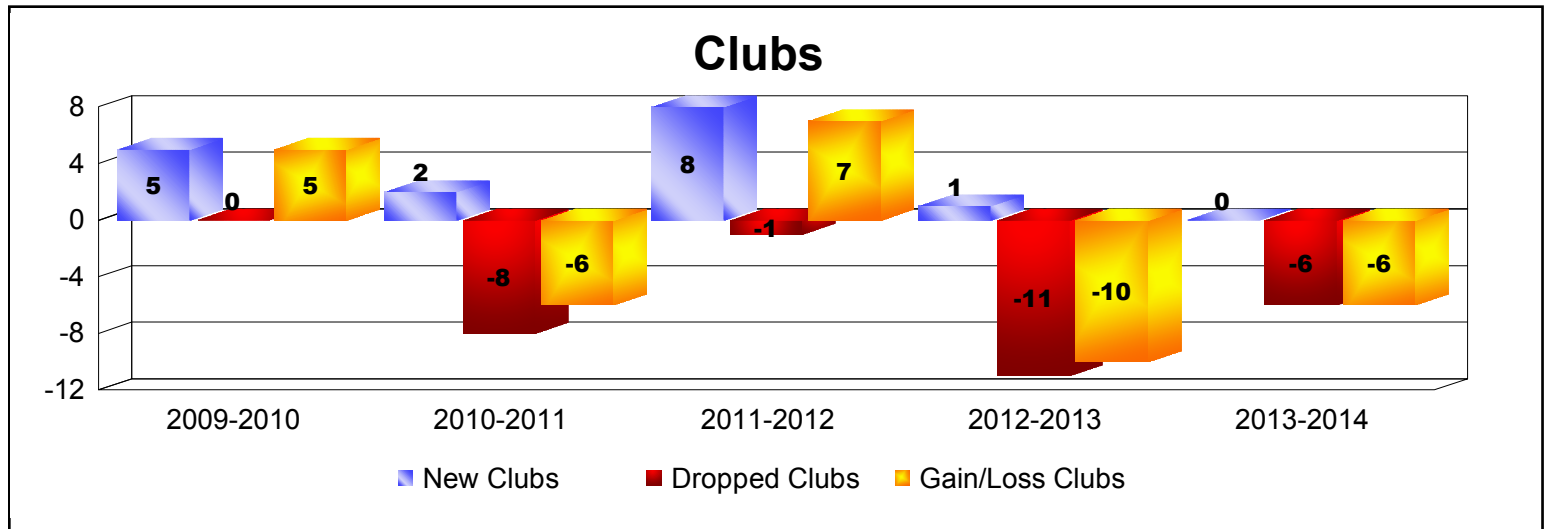


Year	New Clubs	Dropped Clubs	Gain/ Loss Clubs	New Members	Charter Members	Reinstate Members	Transfer Members	Total Member Added	Total Members Dropped	Gain/ Loss Members
2009-2010	5	0	5	233	131	9	14	387	-273	114
2010-2011	2	-8	-6	247	63	16	13	339	-503	-164
2011-2012	8	-1	7	222	225	36	14	497	-350	147
2012-2013	1	-11	-10	206	33	5	15	259	-439	-180
2013-2014	0	-6	-6	213	8	14	18	253	-295	-42
Average	3	-5	-2	224	92	16	15	347	-372	-25



Year	New Clubs	Dropped Clubs	Gain/ Loss Clubs	New Members	Charter Members	Reinstate Members	Transfer Members	Total Member Added	Total Members Dropped	Gain/ Loss Members
2009-2010	0	0	0	6	0	0	0	6	-3	3
2010-2011	1	-1	0	0	27	0	0	27	-34	-7
2011-2012	0	0	0	7	0	0	1	8	-4	4
2012-2013	0	0	0	1	0	0	0	1	-7	-6
2013-2014	1	0	1	25	21	0	0	46	-15	31
Average	0	0	0	8	10	0	0	18	-13	5

